

ETB Tachometer

Z3 Wiring Colours

X16, X17 & X271 are the dash console connectors

ETB Wiring Colours

X16/23 (White) GREEN / VIOLET	GREEN (12v from Ign)
Not Used	WHITE / BLACK
X16/20 (White) BLACK	RED / BLUE (ECU RPM Input)
	BROWN (Shift Light)
X17/3 (Blue) BROWN	BLACK (Earth)
(ETB SPEEDOMETER) PURPLE	PURPLE (Brightness Control)
X16/4 (White) BLUE / GREEN	GREEN / RED (Left Indicator)
X16/1 (White) RED / WHITE	BLUE / WHITE (Main Beam)
X16/3 (White) BLUE / BROWN	GREEN / WHITE (Right Indicator)
X16/2 (White) GREY / RED	RED / WHITE (Illumination)

Shift
Light*

ETB Speedometer

Z3 Wiring Colours

X16, X17 & X271 are the dash console connectors

ETB Wiring Colours

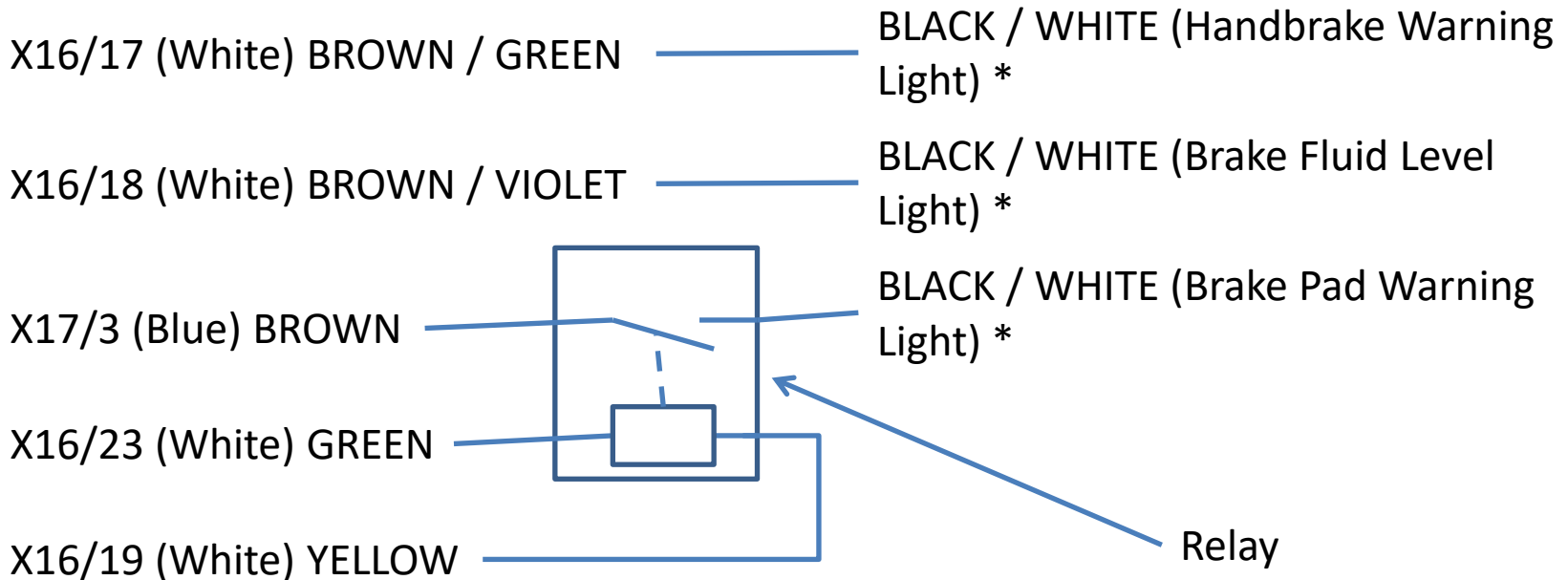
X16/23 (White)	GREEN / VIOLET	GREEN (12v from Ign)
	Not Used	YELLOW
X271/4 (Black)	BROWN / RED	RED / BLUE (Speed Signal)
	Not Used	BROWN
X17/3 (Blue)	BROWN	BLACK (Earth)
(ETB TACHOMETER)	PURPLE	PURPLE (Brightness Control)
X16/18 (White)	BROWN / VIOLET	BLACK / WHITE (Brake Fluid Level Light) *
X17/6 (Blue)	BLUE	BROWN / YELLOW (Alternator Charge Warning Light)
X17/19 (Blue)	BROWN / GREEN	WHITE / BROWN (Oil Pressure Warning Light)
X16/2 (White)	GREY / RED	RED / WHITE (Illumination)

ETB Speedometer BLACK / WHITE Alternatives

Z3 Wiring Colours

X16, X17 & X271 are the dash console connectors

ETB Wiring Colours



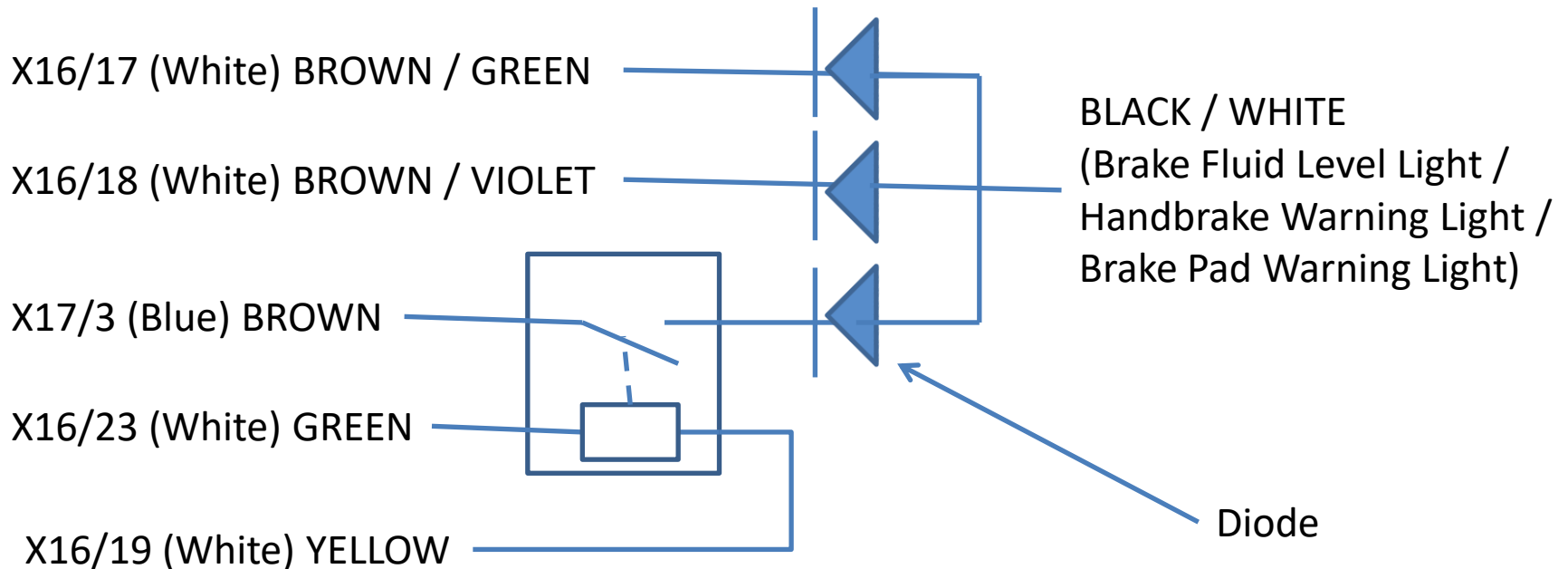
Use either one of these to make the light do only one of these functions

ETB Speedometer BLACK / WHITE Alternatives

Z3 Wiring Colours

X16, X17 & X271 are the
dash console connectors

ETB Wiring Colours



Use this to make the light do all of these functions

ETB Coolant Temperature Gauge

Z3 Wiring Colours

X16, X17 & X271 are the
dash console connectors

ETB Wiring Colours

X16/2 (White) GREY / RED	Bulb
X17/3 (Blue) BROWN	Earth
ETB Sensor	"T"
X16/23 (White) GREEN / VIOLET	"B"

ETB Oil Temperature Gauge

Z3 Wiring Colours

X16, X17 & X271 are the
dash console connectors

ETB Wiring Colours

X16/2 (White) GREY / RED	Bulb
X17/3 (Blue) BROWN	Earth
ETB Sensor	"T"
X16/23 (White) GREEN / VIOLET	"B"

ETB Oil Pressure Gauge

Z3 Wiring Colours

X16, X17 & X271 are the
dash console connectors

ETB Wiring Colours

X16/2 (White) GREY / RED	Bulb
X17/3 (Blue) BROWN	Earth
ETB Sensor (G)	"T"
X16/23 (White) GREEN / VIOLET	"B"

ETB Clock

Z3 Wiring Colours

X16, X17 & X271 are the
dash console connectors

ETB Wiring Colours

X16/2 (White) GREY / RED

“S”

Earth

“G”

Permanent Fused 12v, e.g.

RED / WHITE to Radio

RED / YELLOW to Digital Clock

“T”

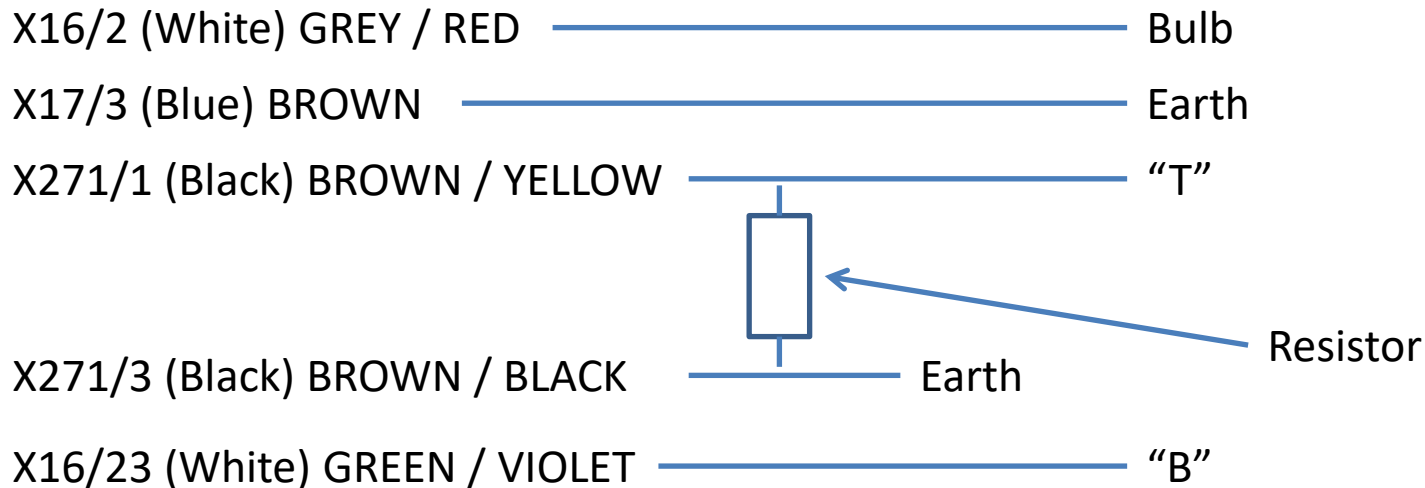
X16/22 (White) RED / YELLOW

ETB Fuel Gauge

Z3 Wiring Colours

X16, X17 & X271 are the dash console connectors

ETB Wiring Colours



ETB Voltmeter

Z3 Wiring Colours

X16, X17 & X271 are the
dash console connectors

ETB Wiring Colours

X16/2 (White) GREY / RED	Bulb
X17/3 (Blue) BROWN	Earth
	Earth "B-"
X16/23 (White) GREEN / VIOLET	"B+"